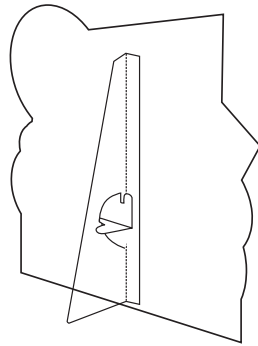
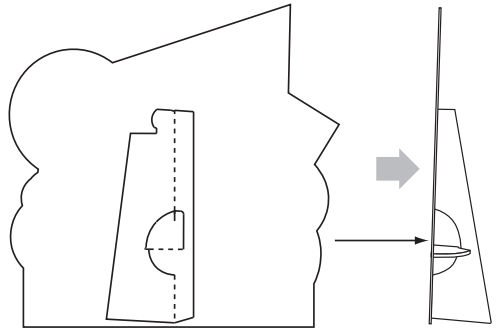



# 13744798 Awesome 80s Stand-Up Instructions

©2015 Oriental Trading Company, Inc.  
OrientalTrading.com (800)228-2269



## Simple Assembly Required:

1. Fold the stand on the back of Stand-Up out for support.
2. Fold down the cardboard notch and lock into place.

## Fun Party Tips

1. Place the Stand-Up near an entry or a buffet table to draw attention to the festivities.
2. Use as a photo prop! Supply a variety of fun hats or costumes so guests can dress up and take a picture to remember all the fun!
3. Plan ahead! For a fun variety of novelties check us out on the web at **OrientalTrading.com**