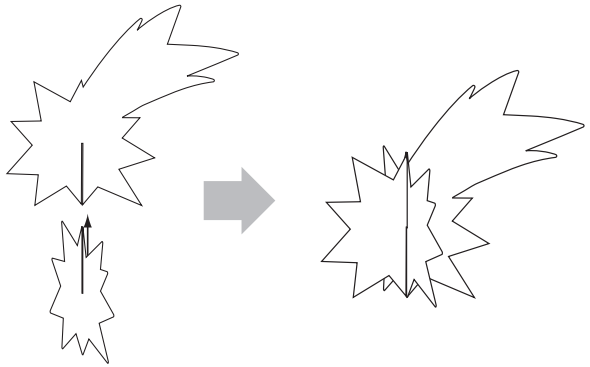

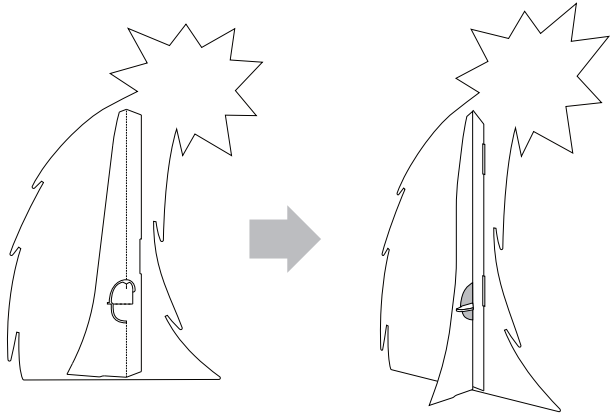


13766743 Shooting Star Stand-Up Instructions

© 2016 Oriental Trading Company, Inc.
OrientalTrading.com (800)228-2269



Simple Assembly Required (Large Star):

Fold out the support stand on the back.

Fold down the cardboard notch to lock the stand into place.

Simple Assembly Required (Small Star):

Slot the small piece and the large piece together.

Fun Party Tips

Place the Stand-Up near an entry or a buffet table to draw attention to the festivities or as a photo prop! Supply a variety of fun novelty items for guests to use while taking pictures to remember all the fun!

Visit us on the web at OrientalTrading.com