


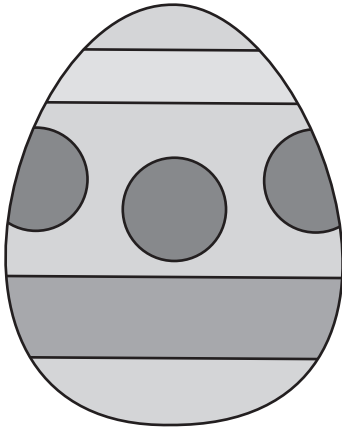


## 48/6432 Foam Easter Egg Magnets Craft Kit

1. Remove the paper backing from the foam pieces. Adhere the foam pieces to the foam egg as shown below or you may use any design you like.
2. Adhere the magnet to the back of the foam egg.

© 2009 OTC  
MADE IN CHINA



**OTC SENSATIONAL CRAFTS**

OrientalTrading.com  
(800)-875-8480