

5.5"

48/6412 Heart Picture Magnet Craft Kit

Instructions:



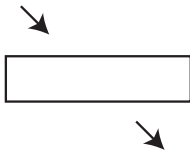

Using the picture as a guide, adhere the pieces together as shown.

Use tape (not included) to adhere your picture to the back of the frame.

Adhere magnet to back of craft.

© 2009 OTC
MADE IN CHINA

Adhere the magnet to the back of the craft using the double-sided adhesive foam strip.



OrientalTrading.com
(800)-875-8480

8.5"